





WORKBOOK W26/27



STERED
NEVER STOP SKIING



NORWEGIAN SKI HERITAGE

Norway is often referred to as the birthplace of skiing and has a long, deeply rooted history in the sport. Some of the early pioneers of modern skiing came from Norway, and this heritage continues to shape how we view snow, terrain, and movement in the mountains.

DESIGNED IN NORWAY - MADE IN EUROPE

Stereo Skis are designed in Norway and manufactured in carefully selected, high-quality European factories. Using premium materials and proven construction methods, we focus on building skis that deliver precision, stability, and confidence—for skiers who value quality, feel, and refined performance.

W26/27 Collection overview



THE RACE COLLECTION

Pure FIS race skis made together with no other than one of the most iconic ski racers of all time, Kjetil André Aamodt. The Race Collection has FIS SL and GS skis plus two Race Carve models with full race DNA, all made in Italy.




THE PISTE COLLECTION

Embrace the finest edge feel and immaculate grip on piste, married to modern shapes and finely tuned flex patterns. From our Norwegian Olympic ski legends designed for the discerning skier for their alpine setup.



THE FREERIDE COLLECTION

The world's iconic off-piste destinations beg for the best tools available. By blending the finest materials with cutting edge shapes and flawless design, Stereo freeride skis bring something new and different to your feet.



THE TOURING COLLECTION

Your ideal mixed-use touring partner, Stereo touring skis benefit from our alpine oriented shapes in a light weight yet smooth package. The construction of this collection is equally suited to lift-served and human-powered activities, and pairs well with fully featured tech binding and hybrid-use boots.



The **Race Collection**

The most legendary skier of all time, Kjetil André Aamodt, has joined us in developing our new Race Collection. FIS graded SL- and GS- skis can bring Norwegian skis back in the World Cup circus! The FIS SL-model and GS-model are purely made for alpine skiracing with stiffness and other characteristics needed to become the next champion.

The collection also has two pairs of Race Carve skis approved by Kjetil, for skiing when not wearing the race suit. The Race Carve models are named RC and GS. These skis are made with the same type of construction, but has sidecuts and flex patterns more suited for everyday skiing - perhaps with the highest degree of race feel on the market.

FIS SL 165

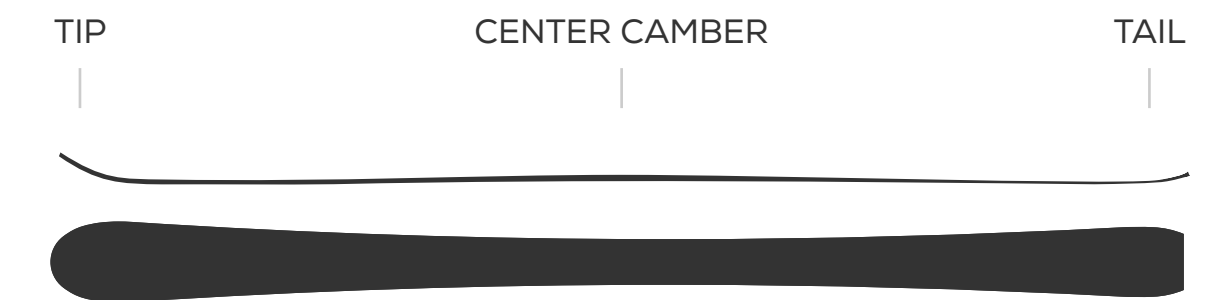
Pure FIS graded SL race ski

The FIS SL 165 is a race-room engineered World Cup slalom ski designed for maximum precision and power. With a refined 12 m radius, full sandwich construction, double titanal layers and a carbon sleeve, it delivers explosive response, exceptional torsional stiffness and rock-solid edge grip through every gate.

Developed in collaboration with top-level athletes and coaches, this ski provides the control, stability and aggression required to attack the modern slalom course.



- ✓ FIS-approved 165 cm SL geometry
- ✓ Approx. 12 m radius
- ✓ World Cup sandwich construction
- ✓ Double titanal reinforcement
- ✓ Phenol sidewalls
- ✓ Carbon sleeve for increased torsional stiffness & responsiveness



Size	Width	Turn Radius
165	118,5 - 66 - 103,5	12 m
158	116 - 66 102	11,9 m



Race Carve SL

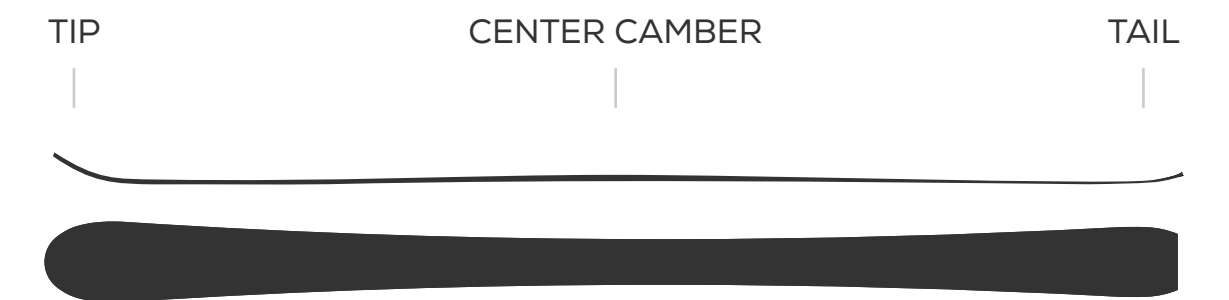


Fast, Agile and Confidence-Building

The Masters SL 165 brings World Cup-inspired slalom performance to a wider range of racers. Built with a high-quality wood core, double titanal layers and full sidewall construction, the SL 165 delivers stability and power—yet with a slightly more forgiving flex pattern that makes it ideal for club racers, training sessions and advanced skiers who want race-inspired performance in a more accessible package.



- ✓ Sandwich Construction
- ✓ Ash / Poplar Wood core
- ✓ ABS Race Sidewall
- ✓ Full Width Titanal Construction
- ✓ Graphite Race base
- ✓ World Cup Edge
- ✓ Anti Scratch
- ✓ Vulcanized Rubber Dampening
- ✓ Camber



Size	Width	Turn Radius
165	118,5 - 66 - 103,5	12 m
158	116 - 66 102	11,9 m



Race Carve RC

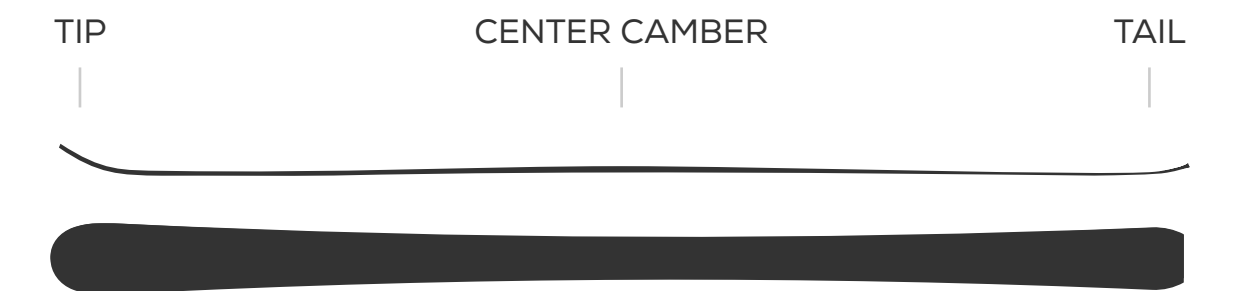


Pure race DNA, adapted for G-Force turns

RC - means Race Carve and is made for the pleasure of g-force turns. The 166 model has a slalom style turn radius of 13,5 meters, while the longer skis have a slightly longer turn radius for larger turns. Pure World Cup construction tuned for the pleasure of skiing



- ✓ Sandwich Construction
- ✓ Ash / Poplar Wood core
- ✓ ABS Race Sidewall
- ✓ Full Width Titanal Construction
- ✓ Graphite Race base
- ✓ v World Cup Edge
- ✓ Anti Scratch
- ✓ v Vulcanized Rubber Dampening v Camber
- ✓ Made in Italy



Size	Width	Turn Radius
179	116-66-100	16 m
174	116-66-100	15 m
170	116-66-100	14 m
166	116-66-100	13,5 m
158	116-66-100	13 m



RC P – Race Carve Performance

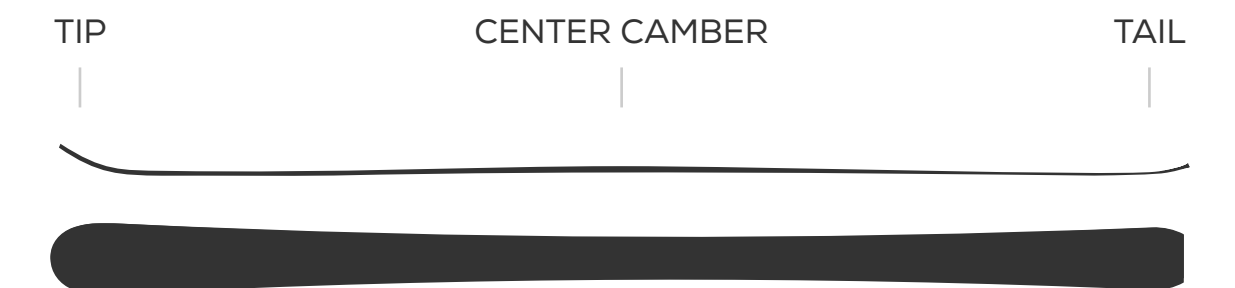


Pure race DNA, now lighter and more agile

The RC P combines World Cup-inspired performance with a playful feel, offering precise turns and effortless control. With a slalom-style turn radius of 13.5 meters on the 166 model, it's designed for skiers who crave thrilling, dynamic runs.



- ✓ Sandwich Construction
- ✓ Beech / Poplar Wood core
- ✓ Phenol Sidewall
- ✓ Full Width Titanal Construction
- ✓ Graphite Race base
- ✓ World Cup Edge
- ✓ Anti Scratch
- ✓ Vulcanized Rubber Dampening
- ✓ Camber



Size	Width	Turn Radius
179	116-66-100	16 m
174	116-66-100	15 m
170	116-66-100	14 m
166	116-66-100	13,5 m
158	116-66-100	13 m



Race Carve GS

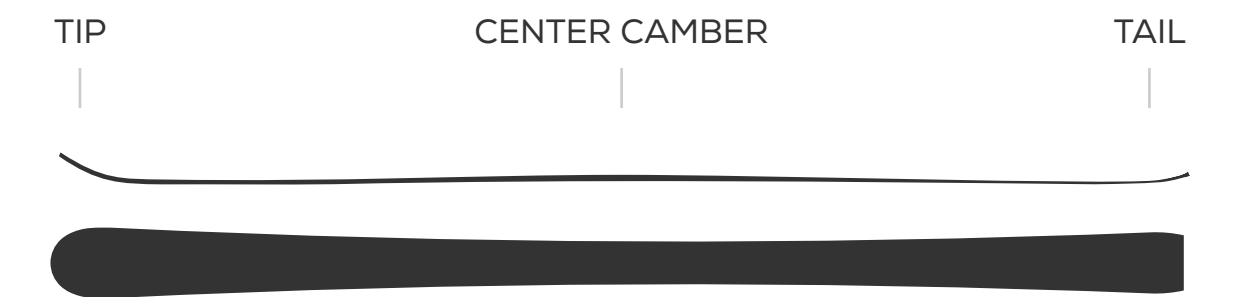


Pure race DNA

Race Carve GS are made side by side with the FIS racing skis using the same materials. 20m radius in size 183 and 69mm under foot – making them more suited for giant slalom turns for those who are not in the FIS starting gate.



- ✓ Sandwich Construction
- ✓ Beech / Poplar Wood core
- ✓ ABS Race Sidewall
- ✓ Full Width Titanal Construction
- ✓ Graphite Race base
- ✓ World Cup Edge
- ✓ Anti Scratch
- ✓ Vulcanized Rubber Dampening
- ✓ Camber



Size	Width	Turn Radius
183	114-69-99	20,0 m
178	114-69-99	18,0 m
173	114-69-99	17,5 m
166	114-69-99	17,0 m





The **Piste** Collection

Explore our premium on-piste ski collection, featuring the precision-focused Piste Carve AC S and the versatile AC, along with the all-mountain-oriented FC, Piste RS, and Piste V4. Designed to deliver race-inspired performance and adaptability.

These skis excel on perfect groomers and in variable conditions. Experience unmatched control, speed, and versatility with a collection crafted for pure skiing enjoyment.

Piste Carve AC R



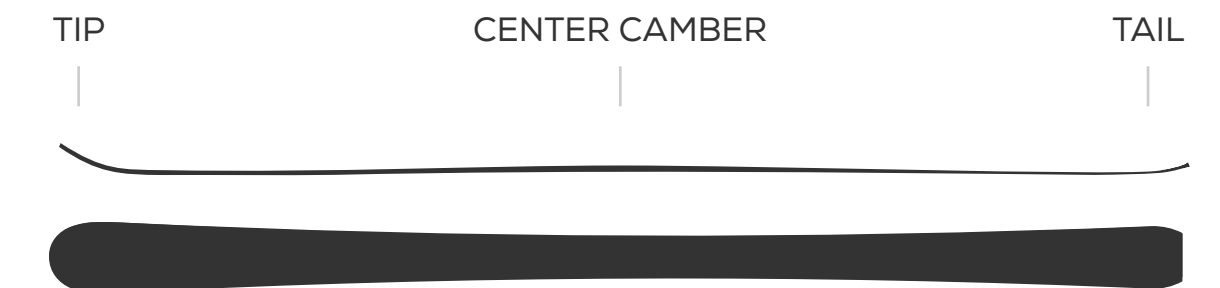
Premium Rental

The AC R is a premium rental ski built to deliver outstanding piste performance for a wide range of skiers. Based on the acclaimed geometry of the AC S, it combines a 69 mm waist with a smooth, confidence-building flex that makes carving intuitive, stable and enjoyable from the very first turn.

Developed for high-end rental fleets in the Gold/Diamond category, the AC R offers exceptional edge grip, predictable handling and a lively yet controlled feel on groomed terrain. Its durable, rental-optimized construction ensures long-lasting performance and consistent quality throughout the season.



- ✓ Premium Rental Sandwich Construction
- ✓ Lightweight Beech / Poplar Wood Core
- ✓ Titanal Reinforcement for Stability & Edge
- ✓ Grip
- ✓ Full Sidewall
- ✓ Durable Anti-Scratch Topsheet
- ✓ Graphite Base
- ✓ Reinforced Rental Edge
- ✓ Vulcanized Rubber Dampening
- ✓ Camber



Size	Width	Turn Radius
178	120-69-102	15,5 m
172	120-69-102	14,6 m
166	120-69-102	13,5 m
158	120-69-102	12,5 m
151	120-69-102	11,5 m

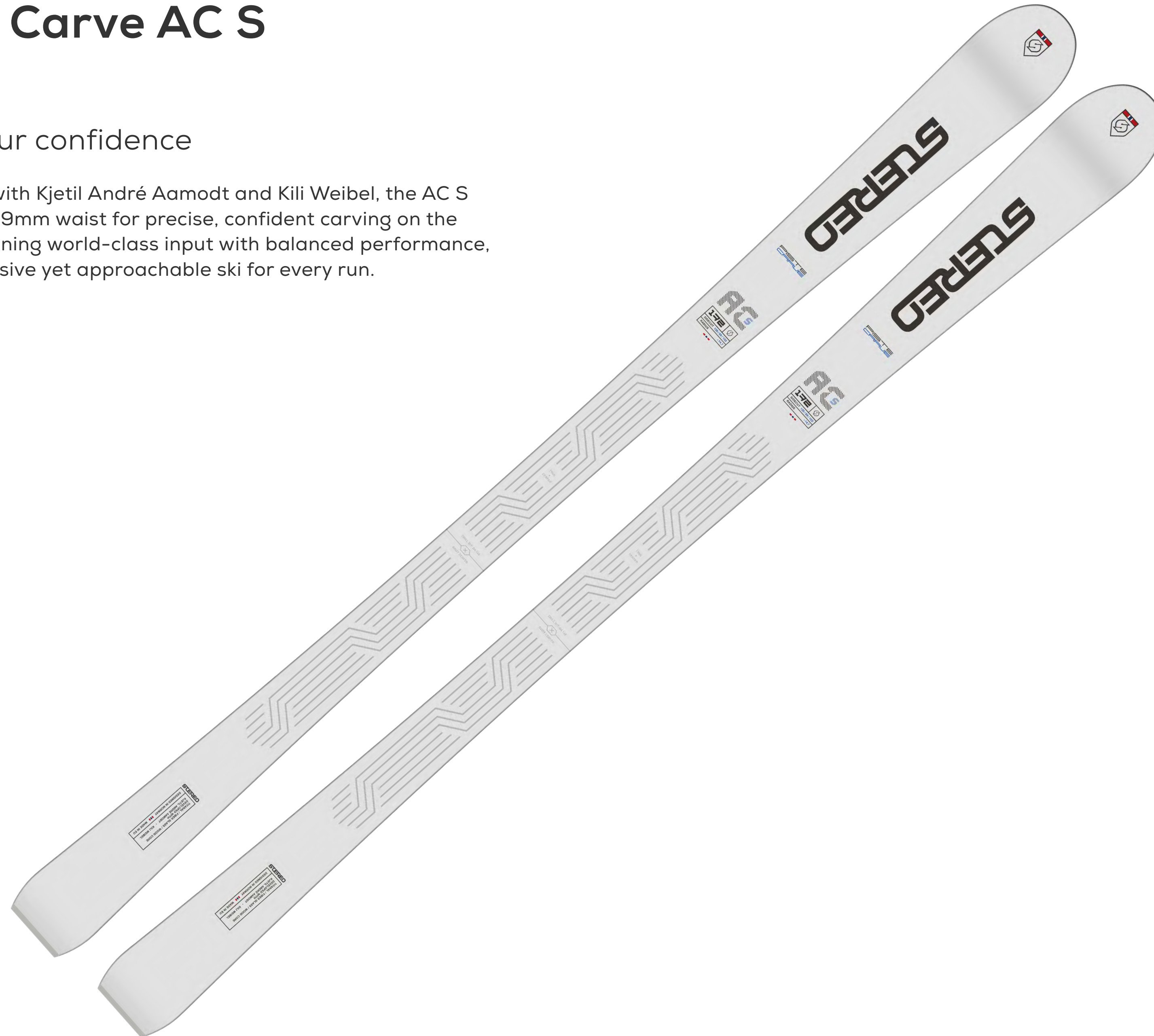


Piste Carve AC S

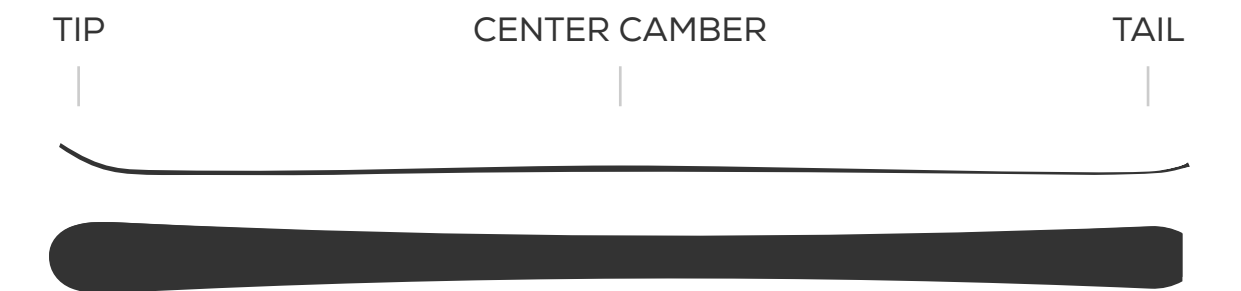


Build your confidence

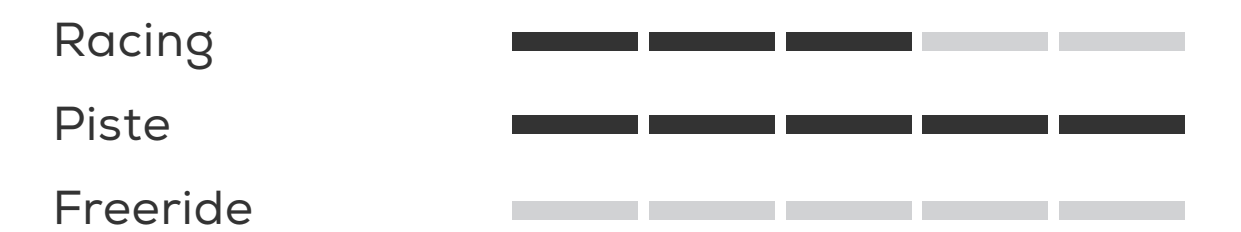
Developed with Kjetil André Aamodt and Kili Weibel, the AC S features a 69mm waist for precise, confident carving on the piste. Combining world-class input with balanced performance, it's a responsive yet approachable ski for every run.



- ✓ Sandwich Construction
- ✓ Beech / Poplar Wood core
- ✓ Full Width Titanal Construction
- ✓ Graphite Race base
- ✓ World Cup Edge
- ✓ Anti Scratch
- ✓ Vulcanized Rubber Dampening
- ✓ Camber



Size	Width	Turn Radius
178	120-69-102	15,5 m
172	120-69-102	14,6 m
166	120-69-102	13,5 m
158	120-69-102	12,5 m
151	120-69-102	11,5 m



Piste Carve AC P

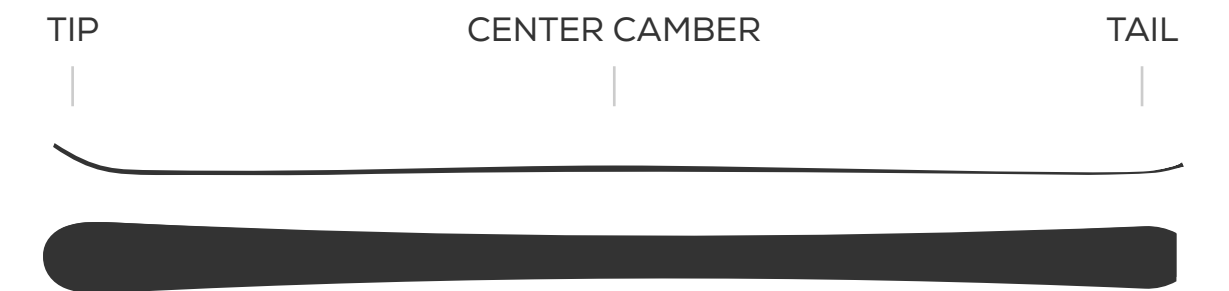
Performance Carver

The AC P is the new performance edition of our best-selling AC S – crafted for skiers who want maximum precision, stronger response and true World Cup DNA in an all-round carver. With P for Performance, this limited model brings an exclusive Alpha Project design developed together with Kjetil André Aamodt and Kili Weibel.

A portion of every AC P sold goes directly to the Alpha Project – our initiative to develop the next generation of World Cup skis and support an athlete with the ambition of winning gold at the World Championships in Narvik 2029.



- ✓ Sandwich Construction
- ✓ Beech / Poplar Wood Core
- ✓ Titanal Reinforcement
- ✓ Full Sidewall
- ✓ Graphite Base
- ✓ Durable Topsheet
- ✓ Vulcanized Rubber Dampening
- ✓ Camber



Size	Width	Turn Radius
178	120-69-102	15,5 m
172	120-69-102	14,6 m
166	120-69-102	13,5 m
158	120-69-102	12,5 m
151	120-69-102	11,5 m




Piste Carve AC

More sidecut, more punch


The AC is an all-round, high-performance piste carver endorsed by Kjetil André Aamodt himself. With a 71mm waist, it offers a slightly wider and more versatile design than the AC S, while maintaining its connection to the precision and power of the Race Collection.



- ✓ Sandwich Construction
- ✓ Beech / Poplar Wood core
- ✓ Full Width Titanal Construction
- ✓ Graphite Race base
- ✓ World Cup Edge
- ✓ Anti Scratch
- ✓ Vulcanized Rubber Dampening
- ✓ Camber



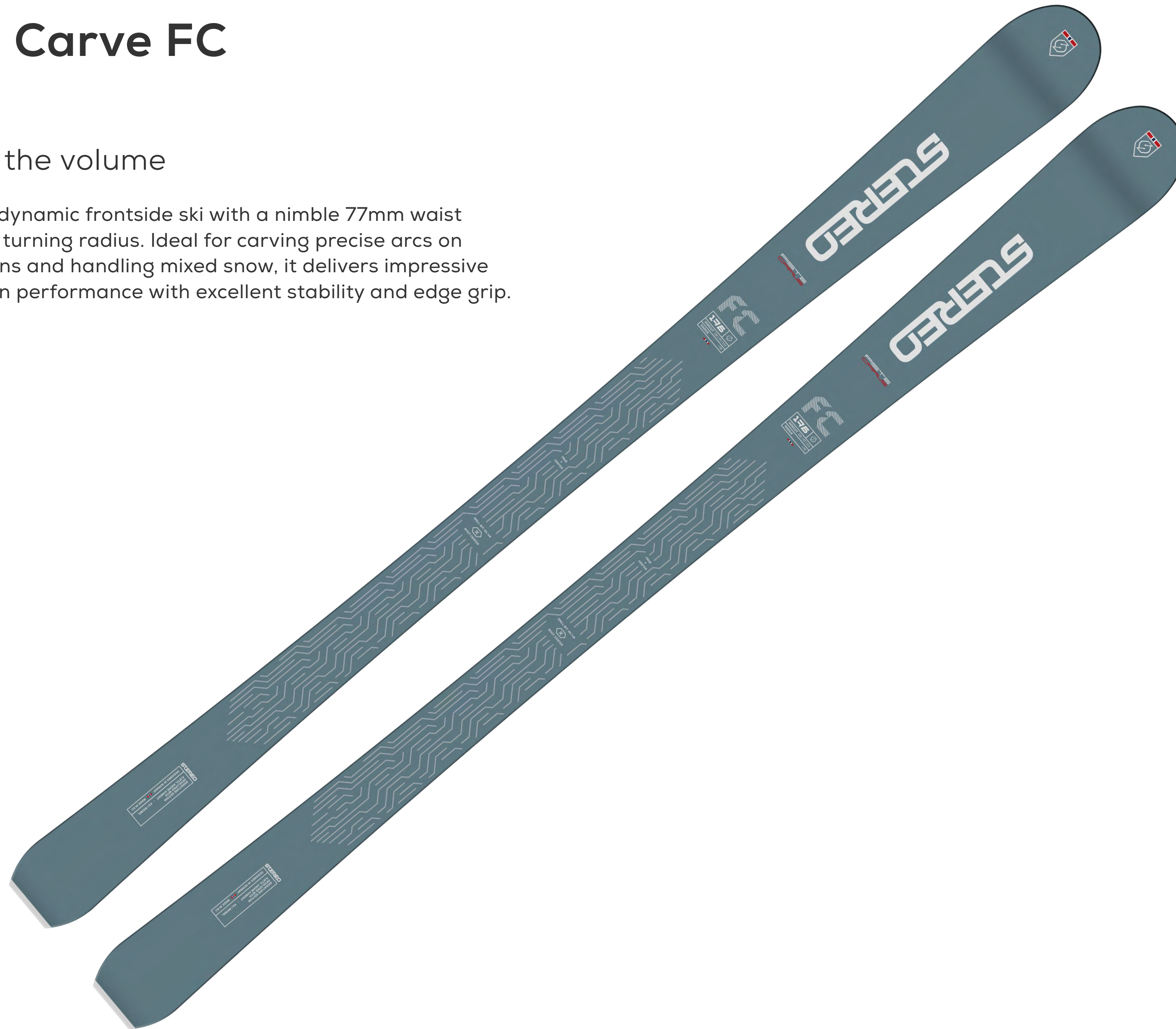
Size	Width	Turn Radius
180	121-71-106	17 m
176	121-71-106	16 m
170	121-71-106	14 m
164	121-71-106	13 m
157	121-71-106	12 m
151	121-71-106	11 m



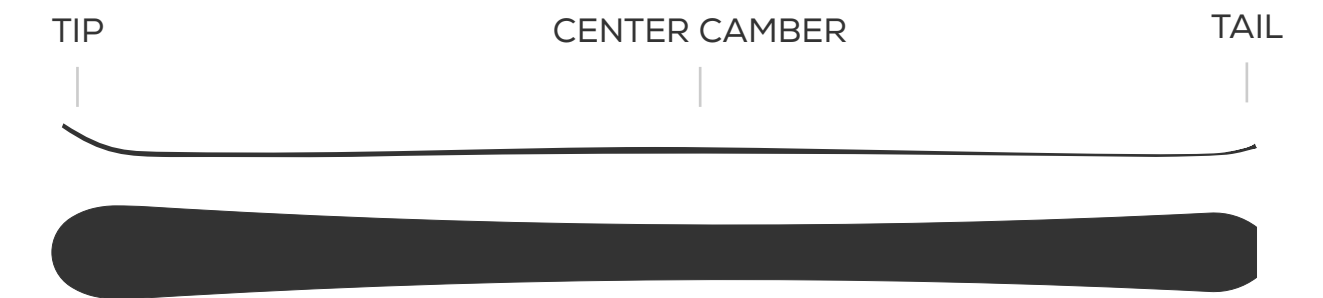
Piste Carve FC

Turn up the volume

The FC is a dynamic frontside ski with a nimble 77mm waist and a short turning radius. Ideal for carving precise arcs on groomed runs and handling mixed snow, it delivers impressive all-mountain performance with excellent stability and edge grip.



- ✓ Sandwich Construction
- ✓ Beech / Poplar Wood core
- ✓ Full Width Titanal Construction
- ✓ Graphite Race base
- ✓ World Cup Edge
- ✓ Anti Scratch
- ✓ Vulcanized Rubber Dampening
- ✓ Camber



Size	Width	Turn Radius
182	131-77-111	16 m
176	131-77-111	15 m
170	131-77-111	14 m
164	131-77-111	13 m
158	131-77-111	12 m



Piste RS Legacy



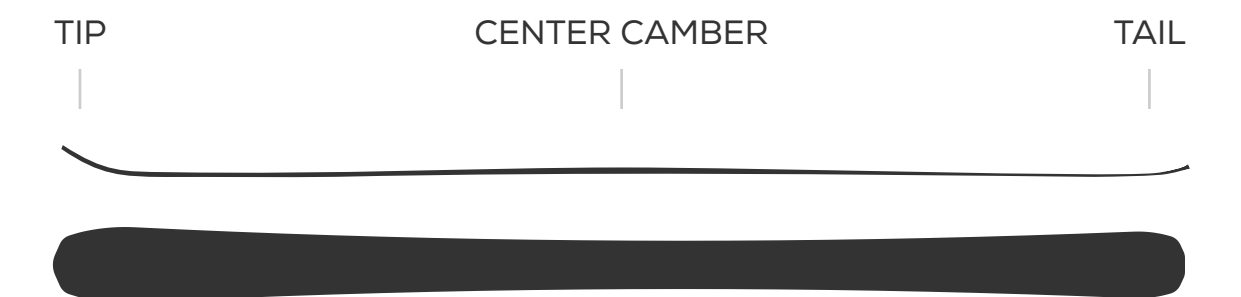
An ode to the Attacking Vikings

The Piste RS Legacy is a modern tribute to the skis that shaped Stereo's earliest years. Developed originally with Ole Kristian Furuseth and Kjetil André Aamodt, the RS concept returns—refined with today's engineering, new materials and the collective experience gained together with Aamodt, and the generation of racers that again put Norway at the centre of the FIS World Cup.

With a 76 mm waist in 175 cm, and a rocker tip, the RS Legacy is versatile, offering smooth performance in soft or mixed snow while retaining the clean, powerful carving DNA of the original RS series.



- ✓ Sandwich Construction
- ✓ Beech / Poplar Wood Core
- ✓ Titanal Reinforcement
- ✓ Full Sidewall
- ✓ Graphite Race Base
- ✓ Durable Topsheet
- ✓ Vulcanized Rubber Dampening
- ✓ Camber



Size	Width	Turn Radius	Weight
183	122-78-107	18,0 m	1830 gr
175	118-76-105	17,2 m	1720 gr
165	117-74-102	15,0 m	1640 gr



Piste V4

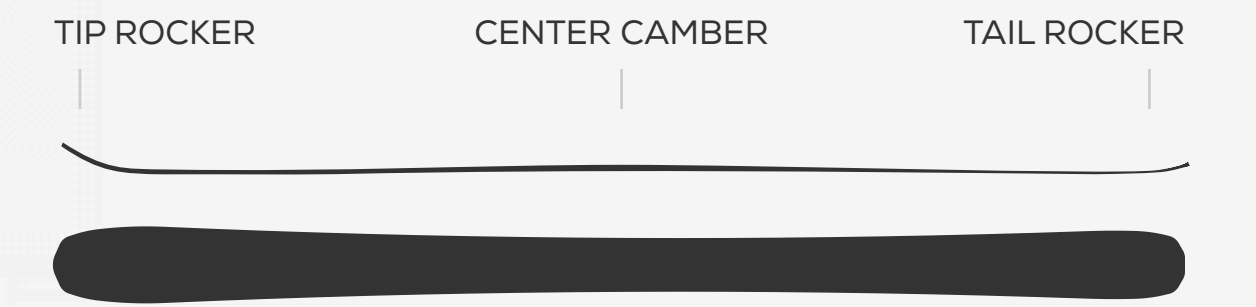


Refined Precision all over the mountain

Experience the Ultimate Piste all-rounder, a precise, playful and versatile ski perfect for everyday skiing. With a refined rocker line for enhanced responsiveness on both freshly groomed mornings and soft afternoons.



- ✓ Dual Titanal Construction
- ✓ Aviation Grade Prepreg Laminates
- ✓ Vulcanized Rubber Dampening
- ✓ Beech/Poplar Wood Core
- ✓ Sandwich Construction
- ✓ Semi-Cap
- ✓ Sintered Race Grade Base
- ✓ Early Rise Tip
- ✓ Center Camber



Size	Width	Turn Radius	Weight
186	126-88-113	19,5 m	1950 gr
177	123-86-109	19,0 m	1740 gr
168	120-84-107	18,6 m	1680 gr
160	117-82-104	18,0 m	1640 gr

Slope	████████████████████
Freeride	██████████████████
Touring	██████████████████
Lightweight	██████████████████





The **Freeride** Collection

Through extensive testing and design iteration, Stereo's Freeride construction elevates your backcountry or side country endeavours. Ultra high quality wood cores, prepreg composites, and titanal laminate ensure that you make the most of every turn off-piste.

The metal-laminate Apex V4 bridges all-mountain and freeride,

delivering a smooth, responsive ride in all conditions. The 108mm Zenith V4 drops metal for lighter weight, adds deeper rocker, and offers a smooth, surfy feel.

Our widest ski, the 115mm Fram V3, is a pure freeride machine—built for deep snow with exceptional float, quick pivots, and effortless drifts.

Apex V4

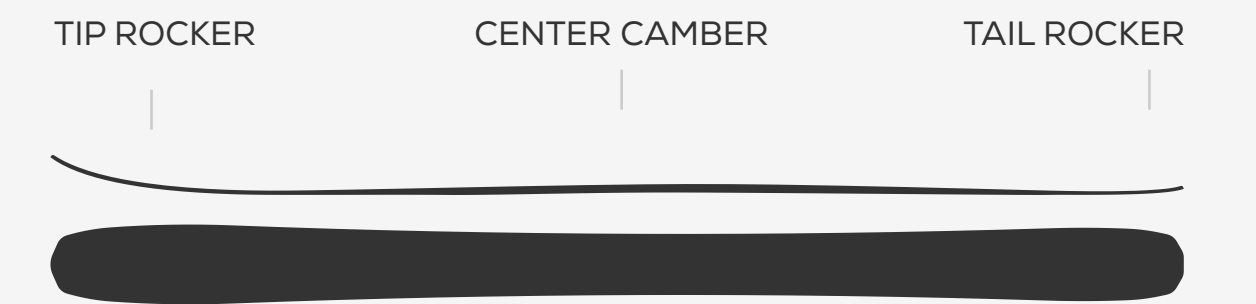


Maximum Versatility

Truly the every day big mountain weapon, the Apex is built to excel in every condition. Titanal laminates and beech core bring unflappable stability at speed, while progressive shaping ensures maneuverable handling in all snow conditions, from the deepest to the firmest.



- ✓ Dual Titanal Plates
- ✓ Aviation Grade Prepreg Laminates
- ✓ Beech / Poplar Wood Core
- ✓ Sandwich Construction
- ✓ Semi-Cap
- ✓ Sintered Base
- ✓ Elliptical Tip Rocker
- ✓ Center Camber



Size	Width	Turn Radius	Weight
186	130-100-118	19,5 m	2050 gr
178	127-98-115	19,1 m	1890 gr
170	124-96-113	18,7 m	1820 gr

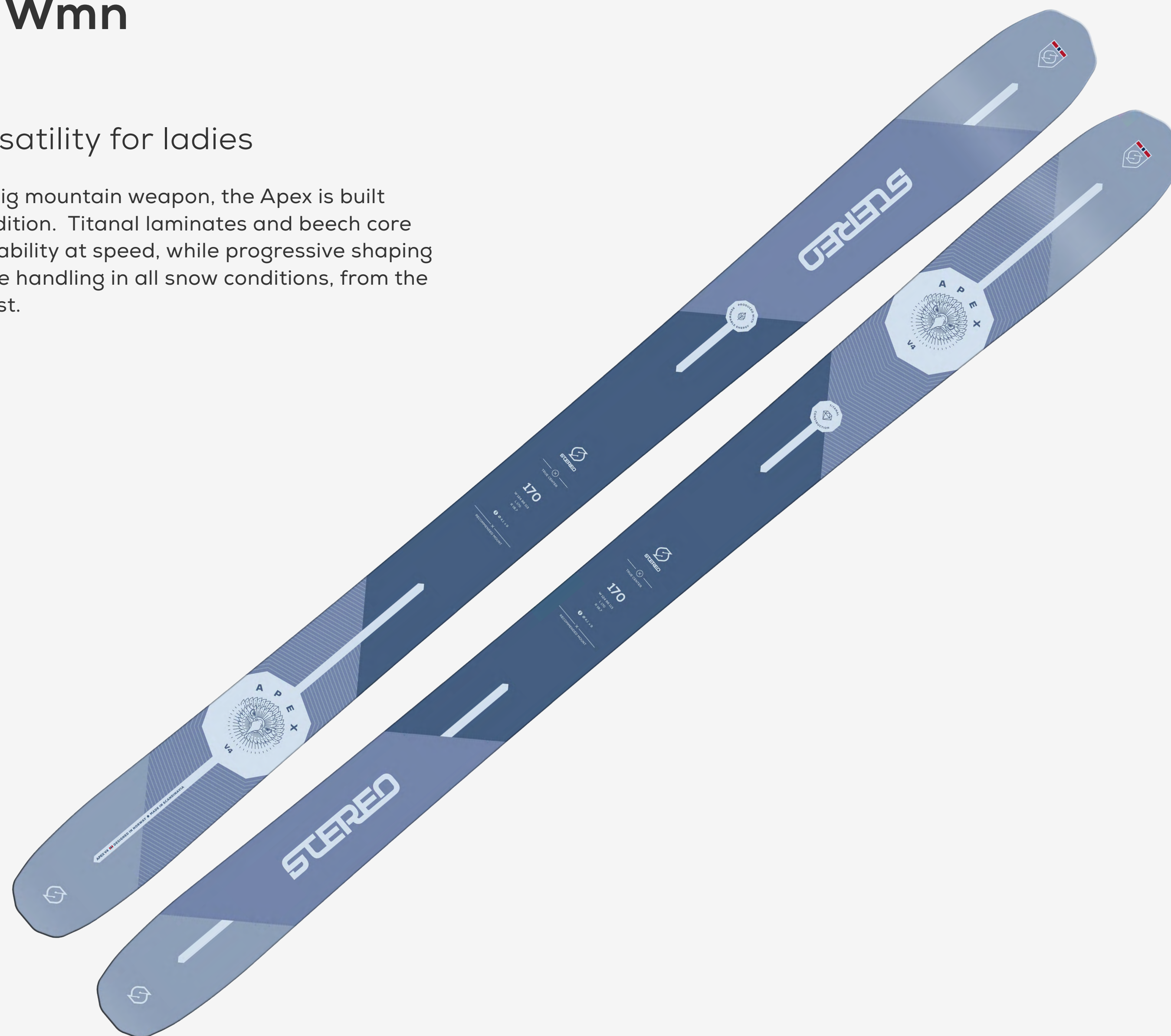


Apex V4 Wmn



Maximum Versatility for ladies

Truly the every day big mountain weapon, the Apex is built to excel in every condition. Titanal laminates and beech core bring unflappable stability at speed, while progressive shaping ensures maneuverable handling in all snow conditions, from the deepest to the firmest.



- ✓ Dual Titanal Plates
- ✓ Aviation Grade Prepreg Laminates
- ✓ Beech / Poplar Wood Core
- ✓ Sandwich Construction
- ✓ Semi-Cap
- ✓ Sintered Base
- ✓ Elliptical Tip Rocker
- ✓ Center Camber



Size	Width	Turn Radius	Weight
170	124-96-113	18,7 m	1810 gr
163	123-92-112	18,0 m	1750 gr



Zenith V4

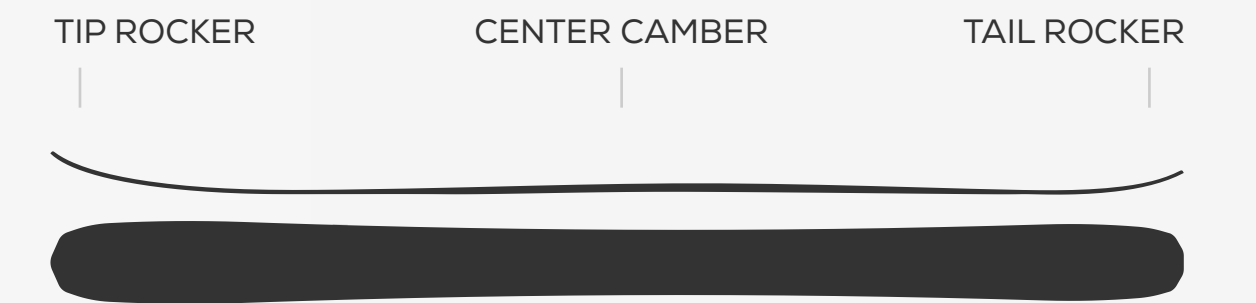


Playful Stability

A true freeride ski, the Zenith adds waist-width and tail rocker to offer more float in untracked and soft snow, while maintaining low camber and precise edge grip to ensure that the Zenith is always “the right ski for the day”.



- ✓ Tri-Axial Fiberglass Layup
- ✓ Carbon Stringer
- ✓ Aviation Grade Prepreg Laminates
- ✓ Beech / Poplar Wood Core
- ✓ Sandwich Construction
- ✓ Semi-Cap
- ✓ Sintered Base
- ✓ Elliptical Tip Rocker
- ✓ Center Camber



Size	Width	Turn Radius	Weight
188	137-108-126	20,0 m	1970 gr
183	135-107-125	19,5 m	1900 gr
179	134-105-123	19,3 m	1840 gr




Zenith V4 Wmn

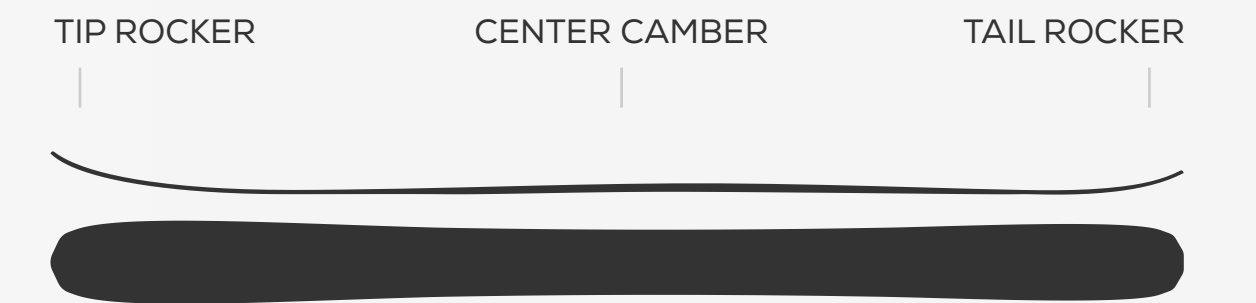


Playful Stability for the ladies

A thoroughbred freeride ski, the Zenith adds waist-width and tail rocker to offer more float in untracked and soft snow, while maintaining low camber and precise edge grip to ensure that the Zenith is always “the right ski for the day”.



- ✓ Tri-Axial Fiberglass Layup
- ✓ Carbon Stringer
- ✓ Aviation Grade Prepreg Laminates
- ✓ Beech / Poplar Wood Core
- ✓ Sandwich Construction
- ✓ Semi-Cap
- ✓ Sintered Base
- ✓ Elliptical Tip Rocker
- ✓ Center Camber



Size	Width	Turn Radius	Weight
170	124-96-113	18,7 m	1670 gr

Slope	██████████
Freeride	██████████
Touring	██████████
Lightweight	██████████

Fram V3

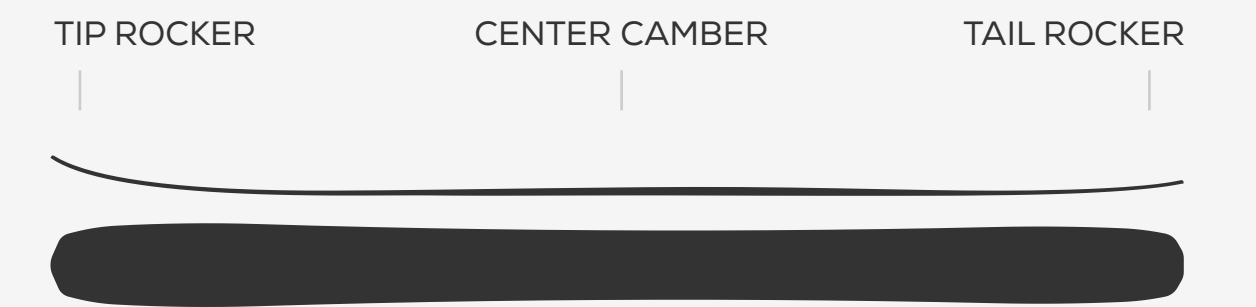


Surfy Floatation

For the best days of your life, there is no better partner than the elliptical rocker, responsive quickness, and surfy feel of the Fram V3. Thanks to a carbon hybrid layup, it is both easy to ski and highly stable at speed. The Fram makes your best days even better.



- ✓ Tri-Axial Fiberglass Layup
- ✓ Hybrid Carbon Fiberglass
- ✓ Aviation Grade Prepreg Laminates
- ✓ Karuba / Poplar Wood Core
- ✓ Sandwich Construction
- ✓ Semi-Cap
- ✓ Sintered Base
- ✓ Elliptical Tip Rocker
- ✓ Zero Camber



Size	Width	Turn Radius	Weight
187	140-115-126	23,0 m	1790 gr





The **Touring Collection**

As the fifth generation of ski touring construction, no other ski in the weight class delivers the smooth and refined feeling as the Stereo Mk5. Made in a solid and lightweight hybrid construction, these skis are light and versatile, suited for ski touring on wide variety of backcountry snow conditions.

The Stereo Mk5 sets the standard for lightweight touring skis –smooth, refined, and powerful for its class. Built with a solid hybrid construction, it's light, versatile, and ready for any backcountry condition.

The skier's weapon of choice.

Wolverine MK 5

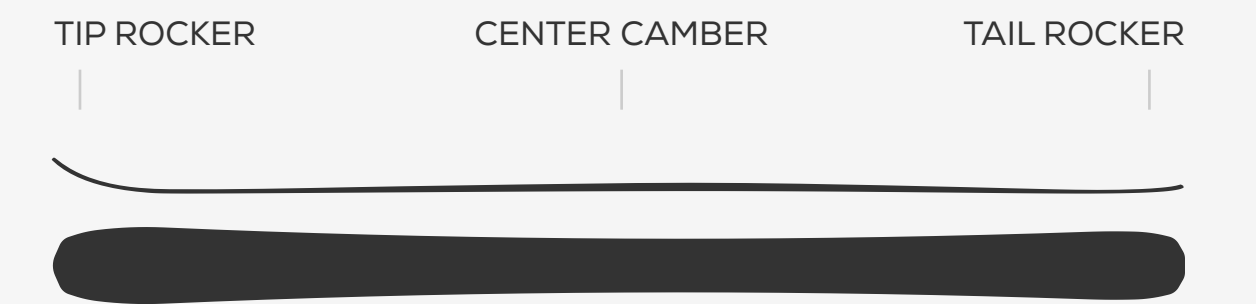


Fast and Far

You know who you are... The further you go, the more you appreciate efficiency. The bigger the colour, the more you prize lightning-fast turns and enhanced edge-grip. Meet the Wolverine, our fastest touring ski.



- ✓ Tri-Axial Fiberglass Layup
- ✓ Carbon Stringer
- ✓ Lightweight
- ✓ Aviation Grade Prepreg Laminates
- ✓ Karuba / Poplar Wood Core
- ✓ Sandwich Construction
- ✓ Semi-Cap
- ✓ Sintered Base
- ✓ Early Rise Tip
- ✓ Center Camber



Size	Width	Turn Radius	Weight
186	126-88-113	19,5 m	1590 gr
177	123-86-109	19,0 m	1455 gr
168	120-84-107	18,6 m	1260 gr



Lynx MK 5

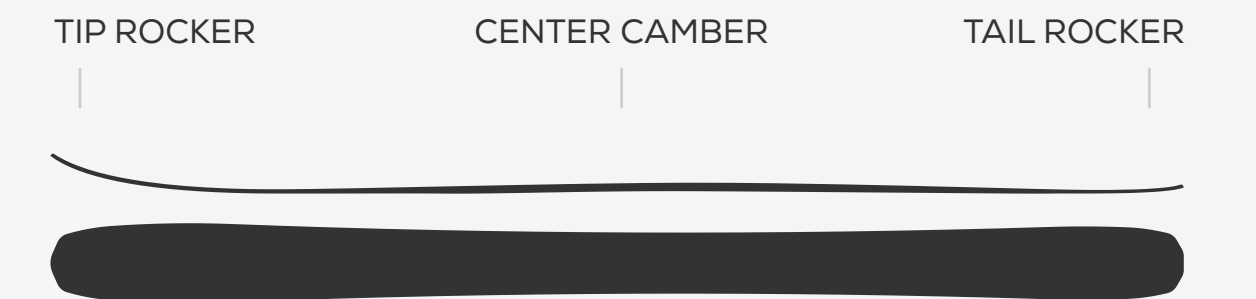


Everyday Anywhere

Always the right tool for the job, the Lynx features elliptical tip rocker, incredibly smooth ride for it's weight, and perfectly suited for satisfying turns, no matter if a lift is involved or not. The most versatile touring ski in our range.



- ✓ Tri-Axial Fiberglass Layup
- ✓ Carbon Stringer
- ✓ Lightweight
- ✓ Aviation Grade Prepreg Laminates
- ✓ Karuba / Poplar Wood Core
- ✓ Sandwich Construction
- ✓ Semi-Cap
- ✓ Sintered Base
- ✓ Elliptical Tip Rocker
- ✓ Center Camber



Size	Width	Turn Radius	Weight
186	130-100-118	19,5 m	1610 gr
178	127-98-115	19,1 m	1570 gr
170	124-96-113	18,7 m	1395 gr



Wolf MK 5

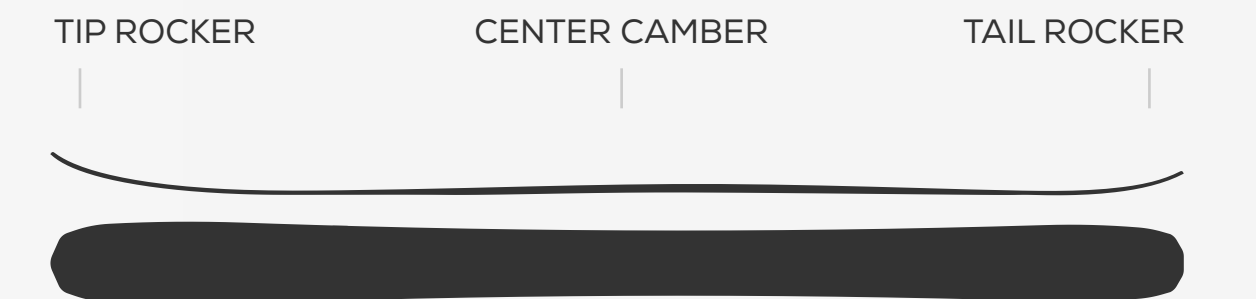


Deep Snow Assassin

Adventures in the best mountains and skiing the best snow deserve the most progressive touring skis. The Wolf adds float to make the most of untracked snow, and careful construction ensures stability the days after a storm.



- ✓ Tri-Axial Fiberglass Layup
- ✓ Carbon Stringer
- ✓ Lightweight
- ✓ Aviation Grade Prepreg Laminates
- ✓ Karuba / Poplar Wood Core
- ✓ Sandwich Construction
- ✓ Semi-Cap
- ✓ Sintered Base
- ✓ Elliptical Tip Rocker
- ✓ Center Camber



Size	Width	Turn Radius	Weight
188	137-108-126	20,0 m	1770 gr
183	135-107-125	19,5 m	1700 gr
179	134-105-123	19,3 m	1640 gr




Slope	██████████
Freeride	██████████
Touring	██████████
Lightweight	██████████

Wolverine MK 5 Wmn

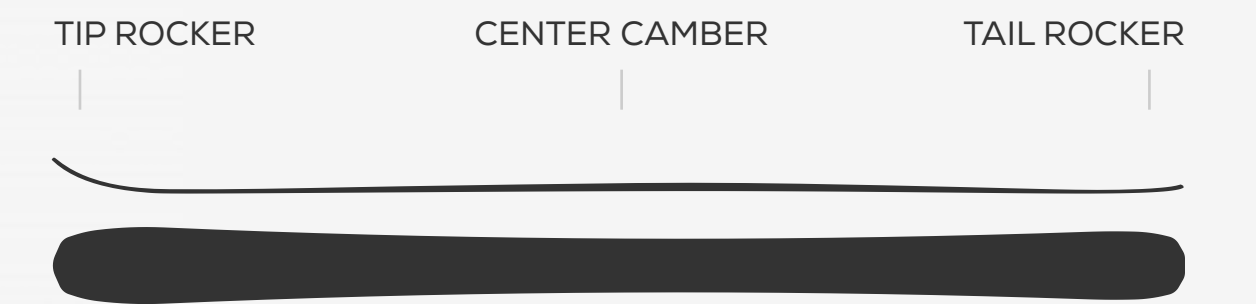


Fast and Far

You know who you are... The further you go, the more you appreciate efficiency. The bigger the colour, the more you prize lightning-fast turns and enhanced edge-grip. Meet the Wolverine, our fastest touring ski.



- ✓ Tri-Axial Fiberglass Layup
- ✓ Carbon Stringer
- ✓ Lightweight
- ✓ Aviation Grade Prepreg Laminates
- ✓ Karuba / Poplar Wood Core
- ✓ Sandwich Construction
- ✓ Semi-Cap
- ✓ Sintered Base
- ✓ Early Rise Tip
- ✓ Center Camber



Size	Width	Turn Radius	Weight
168	120-84-107	18,6 m	1260 gr
160	117-82-104	18,0 m	1170 gr




Lynx MK 5 Wmn

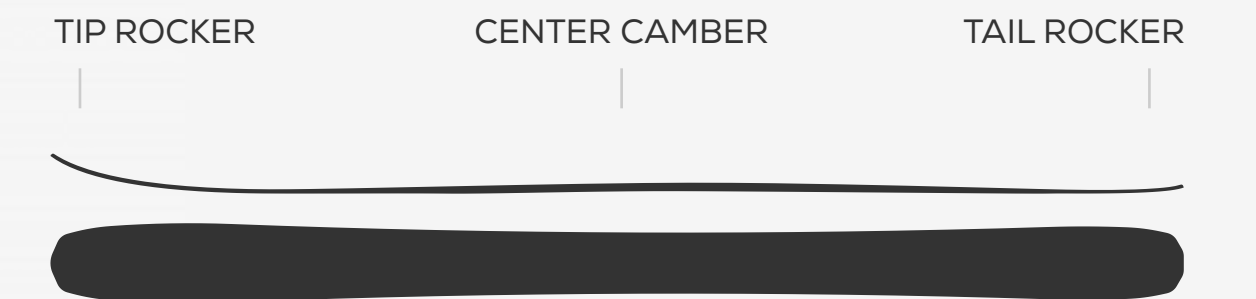


Everyday Anywhere

Always the right tool for the job, the Lynx features elliptical tip rocker, incredibly smooth ride for it's weight, and perfectly suited for satisfying turns, no matter if a lift is involved or not. The most versatile touring ski in our range.



- ✓ Tri-Axial Fiberglass Layup
- ✓ Carbon Stringer
- ✓ Lightweight
- ✓ Aviation Grade Prepreg Laminates
- ✓ Karuba / Poplar Wood Core
- ✓ Sandwich Construction
- ✓ Semi-Cap
- ✓ Sintered Base
- ✓ Elliptical Tip Rocker
- ✓ Center Camber



Size	Width	Turn Radius	Weight
170	124-96-113	18,7 m	1395 gr
163	123-95-112	18,0 m	1290 gr

Slope	██████████
Freeride	██████████
Touring	██████████
Lightweight	██████████

Wolf MK 5 Wmn

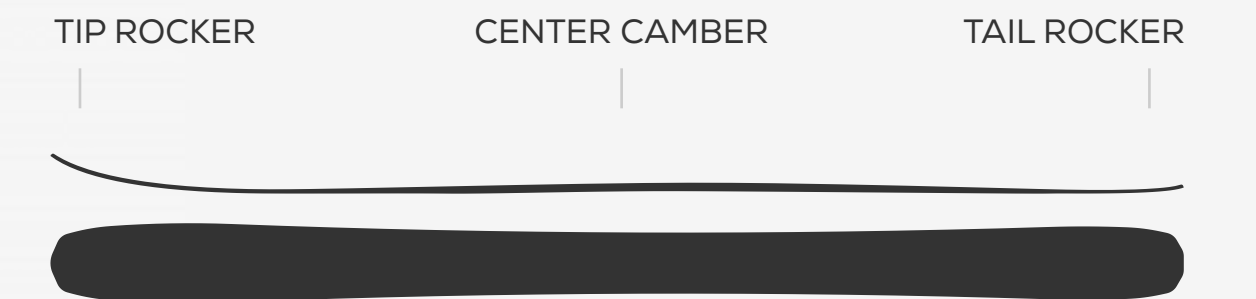


Deep Snow Assassin

Adventures in the best mountains and skiing the best snow deserve the most progressive touring skis. The Wolf adds float to make the most of untracked snow, and careful construction ensures stability the days after a storm.



- ✓ Tri-Axial Fiberglass Layup
- ✓ Carbon Stringer
- ✓ Lightweight
- ✓ Aviation Grade Prepreg Laminates
- ✓ Karuba / Poplar Wood Core
- ✓ Sandwich Construction
- ✓ Semi-Cap
- ✓ Sintered Base
- ✓ Elliptical Tip Rocker
- ✓ Center Camber



Size	Width	Turn Radius	Weight
170	130-103-120	18,6 m	1425 gr




Stereo Pole



Carbon piste pole

Crafted from high-quality carbon fibers, the Stereo Piste Pole offers a strong and responsive grip with its ergonomic race-inspired handle. Designed for ambitious skiers, it provides precision and performance to elevate your on-piste experience.

Size 115/120/125



C7 titanal and carbon fiber

The perfect compliment, the Lightweight and adjustable freeride poles are made from C7 titanal and carbon fiber for strength and durability.

One size / Weight: 200 grams



Never stop skiing

Frysjaveien 35
0884, Oslo, Norway

+47 22 37 51 00
info@stereoskis.com

Instagram: [@stereoskis](https://www.instagram.com/stereoskis)
[facebook.com/stereoskico](https://www.facebook.com/stereoskico)

www.stereoskis.com